

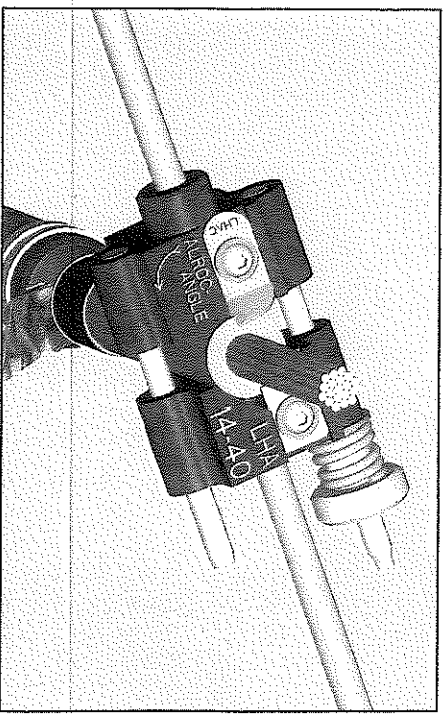


LHA - LHA/60 - LHA2 - LHA3

Instructions for use

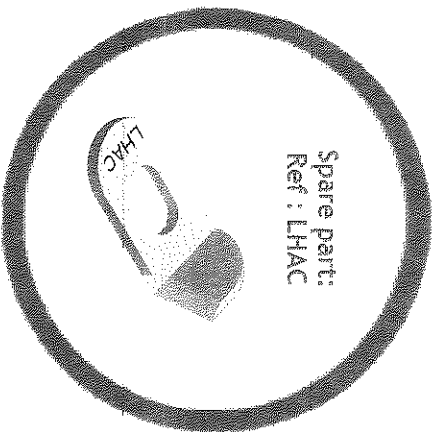
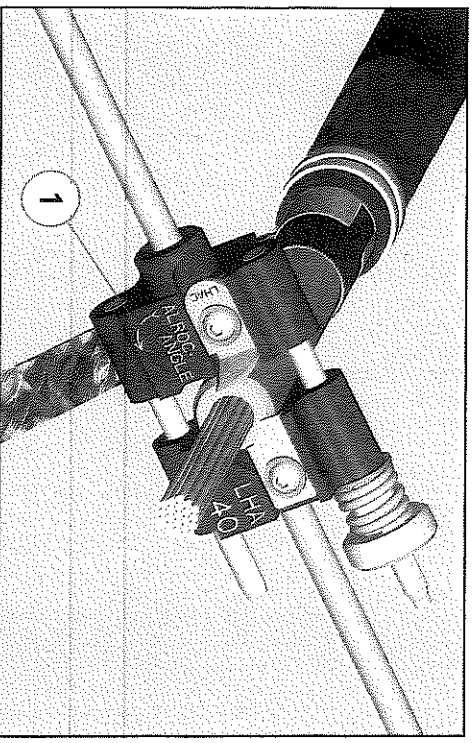
1- Tool adjusting

- Fit LHA tool onto cable insulation and tighten knurled nut softly

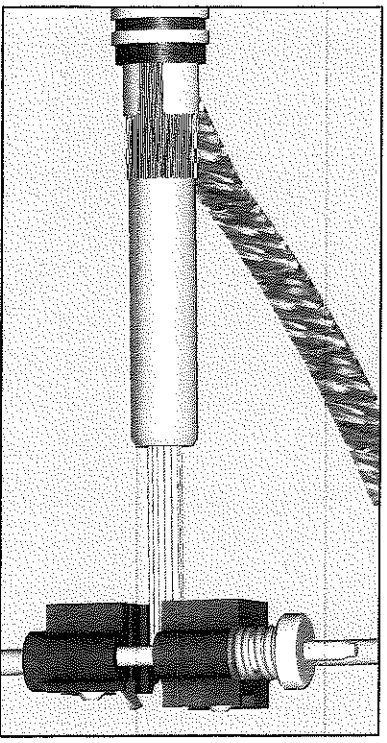


2- Chamfer realization

- Turn LHA tool in direction of the arrow until it pulls on end blade (1).
- Loosen knurled nut and remove the tool.



Spare part:
Ref : LHAC



The tools must be used when the cable is out of tension by skilled workers who are competent in cable preparation and know about electrical phenomenons.

- Wearing anti-cut gloves is obligatory.
- Clean the tools after each utilization.