

# Surge arresters for 630 A separable connector

## CSAP-A 6–24 kV

### Application area

CSAP-A is a screened separable surge arrester designed to be connected in parallel with screened separable cable connector type CSE-A 630 A.

- Protects electrical components against overvoltage and transients.

### Standard

- Fulfills the requirements of IEC 60099-4.
- Parallel connection of surge arrester CSAP-A connected to cable connector CSE-A meets the requirements according to standard CENELEC HD 629.1 S2.

### Design

CSAP-A includes a premolded body, manufactured in three layers; a conductive inner layer, an insulation layer and a conductive outer layer vulcanized together for the best possible interface between the layers.

The surge arrester's active part is made of metal oxide. The connected earth braid manages short circuit currents according to the standard.

When installing CSAP-A on the CSE-A 630, the plug and the protective cap must be moved from CSE-A to the surge arrester CSAP-A. In that way the capacitive test point is re-established.

Delivered in 1-core kits complete with bolt connection, earth braid and also an integrated earthing wire.

Voltage kV	Designation	Weight kg/kit
6	CSAP-A 6/5 kA	3,5
6	CSAP-A 6/10 kA	3,6
12	CSAP-A 12 5 kA	3,8
12	CSAP-A 12 10 kA	4,0
24	CSAP-A 24 5 kA	4,5
24	CSAP-A 24 10 kA	5,0

### Explanation of symbols according to IEC 60099-4

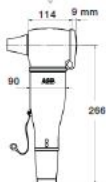
Uc	continuous operating voltage rms
Ur	rated voltage rms
Ures	residual voltage peak at 8/20 $\mu$ s
In	nominal discharge current 8/20 $\mu$ s
Ihc	high current impulse 4/10 $\mu$ s
Is	short circuit rating 50 Hz rms for 0.2 s

### Technical data

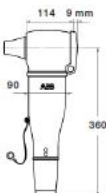
Designation	Uc [kV]	Ur [kV]	Ures [kV]	In [kA]	Ihc [kA]	Is [kA]	IEC line discharge class
CSAP-A 6/5 kA	6	8	–	5	16	–	–
CSAP-A 6/10 kA	6	–	10	–	16	–	1
CSAP-A 12 5 kA	12	15	39.1	5	65	16	–
CSAP-A 12 10 kA	12	15	40	10	100	16	1
CSAP-A 24 5 kA	24	30	78.2	5	65	16	–
CSAP-A 24 10 kA	24	30	80	10	100	16	1



Dimensions in mm.



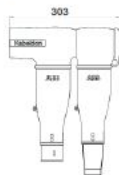
CSAP-A sizes 12/5 and 12/10



CSAP-A sizes 24/5 and 24/10



CSE-A sizes 1-2 + CSAP-A



CSE-A size 3 + CSAP-A